

# PURE PLEASURE

WEIGHTED MASSAGING HEATING PAD

PHP009

SIZE 60 x 30cm

85W



**AUTOMATIC  
OVERHEAT  
PROTECTION**












- 6 Heat Settings and 6 Massage Settings  
for your personal comfort & therapeutic massaging
  - Automatic Overheat Protection
- Control selector • Illuminated Display
  - 1 year warranty



MEETS INTERNATIONAL SAFETY REQUIREMENTS

PLEASE READ THIS INSTRUCTION MANUAL BEFORE USING YOUR WEIGHTED MASSAGING HEATING PAD

## Explanation of symbols

	Read the instructions		30°C extra gentle washing program
			Do not bleach
	Do not insert pins		Do not tumble dry
			Do not iron
	Do not use folded or rucked		Do not dry-clean
	Not to be used by very young children (0 - 3 years)		
	CAUTION: Safety information about possible damage to appliance/accessories		
	NOTE: Important information.		

### THANK YOU

for purchasing this weighted massaging heating pad.  
All our electric heating pads have been manufactured to the highest international standards. This product has been comprehensively tested for all known safety situations, so you can rest assured it will provide warmth, comfort and peace of mind.

## IMPORTANT SAFETY INFORMATION

It is important to read, understand and follow these instructions.

Failing to do so will shorten the life span of your weighted massaging heating pad and is dangerous. **Retain for future use.**

- Non-observance of the following notes may result in personal injury or material damage (electric shock, skin burns, fire). The following safety and hazard information is not only intended to protect your health and the health of others, it should also protect the product. For this reason, pay attention to these safety notes and include these instructions when handing over the product to others.
- This product must not be used by people who are insensitive to heat or by other vulnerable people who may not be able to react to overheating (e.g. diabetics, people with skin alterations due to illness or scarred skin in the area where the pad is to be applied, after taking any pain-relieving medication or alcohol).
- This product must not be used by very young children (0-3 years old) as they are unable to respond to overheating.
- The product can be used by children older than 3 and younger than 8 years of age provided they are supervised. For this, the control must always be set to the minimum temperature.
- This product may be used by children over the age of 8 and by people with reduced physical, sensory or mental skills or a lack of experience or knowledge, provided that they are supervised and have been instructed on how to use the product safely, and are fully aware of the consequent risks of use.
- Children must not play with the product.
- Cleaning and user maintenance must not be performed by children unless supervised.

- This product is not designed for use in hospitals.
- This product is only intended for domestic/private use, not for commercial use.
- Do not insert pins.
- **Do not use when folded or rucked.**
- Do not use if wet.
- This product may only be used in conjunction with the controller specified on the label.
- The electrical and magnetic fields emitted by this product may interfere with the function of a pacemaker. However, they are still well below the limits: electrical field strength: max. 5000 V/m, magnetic field strength: max. 80 A/m, magnetic flux density: max. 0.1 millitesla. Please consult your doctor and the manufacturer of your pacemaker before using this product.
- Do not pull, twist or make sharp bends in the cables.
- If the cable and control of the product are not positioned properly, there may be a risk of becoming entangled in, being strangled by, tripping over, or stepping on the cable and control. The user must ensure that excess lengths of cable, and cables in general, are safely routed.
- Please check this product frequently for signs of wear and tear or damage. If any such signs are evident, if the product has been used incorrectly or if it no longer heats up, it must be checked by the manufacturer before being switched on again.
- Under no circumstances should you open or repair the product (including the accessories) yourself because faultless functionality can no longer be guaranteed thereafter. Failure to observe this will invalidate the warranty.
- If the mains connection cable of this device is damaged, it must be replaced with a new part. It is not repairable.
- Do not expose controller and cables to direct sunlight.
- While the product is switched on, the following conditions must be observed:
  - Objects must not be placed on the product (e.g. suitcase or washing basket).
  - Heat sources, such as hot water bottles, heating pads or similar, must not be placed on this product.
- The electronic components in the controller warm up when the product is in use. For this reason, the controller must never be covered or placed on the heating pad when it is in use.
- It is essential to observe the information relating to the following chapters: Operation, Cleaning and maintenance, Storage.
- If you should have any questions about using this device, please contact Pure Pleasure **086 100 2582**.

## WARRANTY



This weighted massaging heating pad carries a one-year warranty from date of purchase (date of till slip or invoice). Always keep your till slip or invoice as a proof of purchase, without it your warranty will be void.

All electric heating pads are individually tested before leaving the factory. In the unlikely event that the weighted massaging heating pad becomes faulty within the first 12 months, it should be returned to Pure Pleasure to be repaired or replaced.

### **DO NOT RETURN THIS PRODUCT TO THE PLACE OF PURCHASE.**

If you have any questions while setting up or using this weighted massaging heating pad, please visit [www.purepleasure.co.za](http://www.purepleasure.co.za) or call **086 100 2582** or email [info@stingray.co.za](mailto:info@stingray.co.za)

**To qualify for the 12-month warranty, the heating pad must be used in accordance with these instructions.**



Note that by releasing the control switch from its packaging for first use, you are “permanently installing” this appliance, as specified in the Consumer Protection Act (2011).

The manufacturer or supplier will not be liable to replace goods under terms of warranty where:

- The fault has been caused or is due to misuse, negligence and/or contrary to the instructions or where the fault has been caused by power surges.
- The product has been used with a voltage supply other than that indicated on the product.
- The product has been used for commercial purposes or non-domestic use.

#### FOR HOUSEHOLD USE ONLY



DO NOT modify this appliance in any form whatsoever, it is extremely dangerous and will void your warranty.

## ELECTRICAL REQUIREMENTS

Make sure the voltage on the sew-in label of your weighted massaging heating pad corresponds with the electricity supply of your residence. It must be **Alternating Current 220 to 240 volts (AC) ~ 50-60Hz**.

If you have any doubts about your electricity supply, ask your electricity supplier.

**DO NOT** remove the supplied plug from the appliance. Use a suitable adaptor.

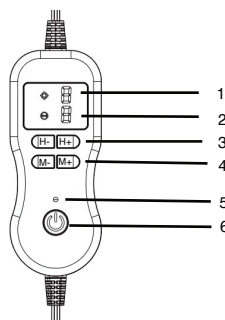
This appliance does not need to be earthed. It is a double insulated product.

## ITEMS INCLUDED IN THE PACKAGE

- 1 Weighted massaging heating pad
- 1 Controller
- 1 Instructions for use

#### Description

- 1. Heat Level
- 2. Massage Level
- 3. Adjust button for Heat
- 4. Adjust button for Massage
- 5. Power light
- 6. "ON/OFF" button



## INTENDED USE



#### CAUTION

**This weighted massaging heating pad is only designed to warm up and massage the human body.**

## OPERATION

The **Safeguard Overheat Protection System** (thermal cut-out) in the heating pad protects it from overheating by switching off **automatically** and **permanently** if it overheats or is faulty.

The safety system monitors the temperature of the weighted massaging heating pad. If the product reaches a temperature that is considered dangerous, the system will turn off **permanently**. It cannot be reset or repaired.

It is normal for the lead from the product to/and including the control, to become warm. Once the safety system has activated, the product will no longer work, and it cannot be reset



No attempts should be made to repair the product or have it repaired by any technician other than the manufacturer.



The control must never be tampered with or replaced.

## **INITIAL USE**

**⚠ Ensure that the weighted massaging heating pad does not ruck or become folded during use. This will cause the Safeguard Overheat Protection System to activate, the weighted massaging heating pad will no longer work and it cannot be reset.**

- Remove all packaging
- Connect the controller to the weighted massaging heating pad by inserting the plug into the coupler
- Plug the mains plug into the wall socket



## **SWITCHING ON**

To switch the product on, press the ON/OFF button, the display will show red "-" and green "-". Press "H+" or "H-" to select temperature settings from 1-6. Press "M+" or "M-" to select massage settings from 1-6.

## **SETTING THE TEMPERATURE AND MASSAGE INTENSITY**

Temperature Level 1 - 6 (Level 1 is Minimum Heat, Level 6 is Maximum Heat)

Massage Level 1 - 6 (Level 1 is Minimum Massage Strength, Level 6 is Maximum Massage Strength)

The fastest way to warm up the weighted massaging heating pad is to initially select the highest temperature setting.

**⚠ If the weighted massaging heating pad is being used over several hours, we recommend that you set the lowest temperature setting on the controller to avoid overheating the heated body part, which may lead to burns to the skin.**

## **AUTOMATIC SWITCH-OFF**

This product has an automatic switch-off function. This turns off the massage supply approximately 30 minutes and heat supply approximately 120 minutes after switching on the product. To restart the product, please select the temperature and massage settings again.

## **SWITCHING-OFF**

To switch the product off, press the ON/OFF button, then the display will not show anything.



NOTE:

If the product is not in use, make sure that the display show nothing and unplug the mains plug from the wall socket. Then disconnect the controller from the product by unplugging the plug-in coupling.



**Examine your weighted massaging heating pad frequently for any signs of wear or damage to the product, control or cord.**

In case of damage or misuse, stop using the product and contact the supplier immediately.

**Before cleaning,** always remove the mains plug from the wall socket first. Then disconnect the controller from the weighted massaging heating pad by unplugging the plug-in coupling. Otherwise there is a risk of electric shock.

The controller must never come into contact with water or other liquids, as this may cause damage. To clean the controller, use a dry, lint free cloth. Do not use any chemical or abrasive cleaning agents. Small marks on the weighted massaging heating pad can be removed with a damp cloth and if necessary, with a little liquid detergent for delicate laundry.



**NOTE:**

The weighted massaging heating pad may not be chemically cleaned, wrung out, tumble dried or ironed.

This weighted massaging heating pad is machine-washable. Set the front loader washing machine to a particularly gentle wash cycle at 30°C (wool cycle). Use a delicate laundry detergent and measure it out according to the manufacturer's instructions.



**NOTE:**

Do not wash in either a top loader or twin tub washing machine.



Please note that frequent washing of the product has a negative effect on it. The product should therefore be washed in a washing machine a maximum of 10 times during its life.

Immediately after washing, reshape the heating pad to its original dimensions while it is still damp and spread it out flat on a clothes horse to dry.

Do not use pegs or similar items to attach the product to the clothes horse, otherwise it may get damaged.

Do not reconnect the switch to the product until the plug-in connection and the weighted massaging heating pad are completely dry, otherwise the product may get damaged.

Never switch the product on to dry it! There is a risk of electric shock.

Do not use a hairdryer or heater to dry the product.

## STORAGE

If you do not plan to use the weighted massaging heating pad for a long period of time, we recommend that you store it in the original packaging. Failing this, store in a dry place. Disconnect the controller from the weighted massaging heating pad by unplugging the plug-in coupling.

Please allow the weighted massaging heating pad to cool down before storing, otherwise the product may get damaged. To avoid sharp folds in the weighted massaging heating pad, do not place any objects on top of it while it is being stored.

## TROUBLESHOOTING

PROBLEM	CAUSE	SOLUTION
The display shows nothing while: <ul style="list-style-type: none"><li>• The controller is properly connected to the product</li><li>• The mains plug is connected to a working socket</li><li>• press the power button several times</li></ul>	<ul style="list-style-type: none"><li>• The safety system has switched the heating pad off permanently</li></ul>	<ul style="list-style-type: none"><li>• Send the product and the controller for servicing.</li></ul>

## CONTACT US

Pure Pleasure quality products are manufactured for and distributed by:

Stingray Accessory Manufacturers (Pty) Ltd  
PO Box 30014, Tokai, Cape Town, 7966

Tel: 086 100 2582 or 021 442 1540 | Email: [info@stingray.co.za](mailto:info@stingray.co.za) | [www.purepleasure.co.za](http://www.purepleasure.co.za)

 [www.facebook.com/stingraypp](https://www.facebook.com/stingraypp)